

**Activities conducted by
Techsoc**

JULY 2020 – DECEMBER 2020

CONTENTS

S.No.	EVENT	DATE
1	HOW TO START WITH COMPETITIVE CODING WEBINAR	16/07/20
2	CODE IT - ONLINE CODING COMPETITION	18/07/20
3	SNIP BATTLE	29/07/20-09/08/20
4	UPSKILL FORUM 2020 IN COLLABORATION WITH EDUDICTIVE	07/08/20-09/08/20
5	PLACEMENT BYTES #1 - WITH GAURANG SAHU	10/09/20
6	PLACEMENT BYTES #2 - WITH SHUBHAM CHAUHAN	20/09/20
7	RESUME, COVER LETTER BUILDING WEBINAR – WISEUP COMMUNICATION	27/09/20
8	WORKSHOP ON UI UX DESIGN	29/11/20
9	ORIENTATION FOR NEW STUDENTS	30/11/20

HOW TO START WITH COMPETITIVE CODING WEBINAR

TechSoc MSIT organised an insightful webinar titled - How to get started with Competitive programming on the Zoom platform on 16th July, 2020.

The webinar was hosted by **Sumeet Malik, CEO, PepCoding**. He has been a mentor to students who wish to pursue their career in the technical world and has helped students get their dream jobs in top tier product based companies.

The screenshot shows a Zoom webinar interface. The main content is a whiteboard with handwritten notes in red ink. The whiteboard is divided into four horizontal sections, numbered 1 to 4. Section 1 is titled 'DS- Algo Concepts'. Section 2 is titled 'Dev - web / Mobile / Data Science'. Section 3 is titled 'Resume / Internship years'. Section 4 is titled 'Placement'. To the left of the whiteboard, the word 'CORE' is written vertically. Below the whiteboard, there is a box containing 'OOPS + OS' and 'DBMS + CN'. To the right of the whiteboard, there are several lines of text: 'Language does not matter 1 bit.', 'PBC', 'DS- Algo > OOPS >', 'OS > DBMS > CN', and 'CP | Projects'. There is also a small video feed of the host, Sumeet Malik, in the bottom right corner of the whiteboard area. The Zoom interface includes a toolbar at the top and bottom with various icons for editing and navigation.

The webinar saw resounding success with over 75 people joining the event.

From informing us about the skills we need to equip ourselves with in every year of Engineering to providing us with useful tools for the same, he covered every topic in a concise manner.

As far as Competitive Coding is concerned, he made us aware of how beginners should embark on this path as well as the different courses and platforms available to establish excellence in it.

Importance of subjects like OOPS, DS, DBMS and CN was also highlighted.

The screenshot shows a web browser window with the URL `pepcoding.com/resources/online-java-foundation/arrays-2-d-arrays/2d-arrays-demo-official/ojquestion`. The page has a navigation bar with tabs for QUESTION, EDITOR, HISTORY, SOLUTION, JAVA, and STATS. A sidebar on the left lists various array-related problems. The main content area shows a Java code editor with the following code:

```
1 import java.io.*;
2 import java.util.*;
3
4 public class Main{
5
6 public static void main(String[] args) throws Exception {
7     BufferedReader br = new BufferedReader(new InputStreamReader(System.in));
8     int n = Integer.parseInt(br.readLine());
9     int m = Integer.parseInt(br.readLine());
10    int[][] arr = new int[n][m];
11
12    for(int i = 0; i < n; i++){
13        for(int j = 0; j < m; j++){
14            arr[i][j] = Integer.parseInt(br.readLine());
15        }
16    }
17
18    for(int i = 0; i < arr.length; i++){
19        for(int j = 0; j < arr[0].length; j++){
20            System.out.print(arr[i][j] + " ");
21        }
22        System.out.println();
23    }
24 }
25
26 }
```


On the right side of the page, there is a video player showing a video with a duration of 0:00. Below the video player is a small video feed of a person, likely the instructor, in a green background.

A question bank with important placement interview resources was also shared.

The session was concluded with an interactive QnA where he answered various coding and career related questions.



CODEIT - ONLINE CODING COMPETITION




TechSoc and PepCoding
Presents

CODEIT

AN ONLINE CODING COMPETITION
Date : July 18 | Time : 6:00PM
Duration : 2 Hours

Get Scholarship upto 100%



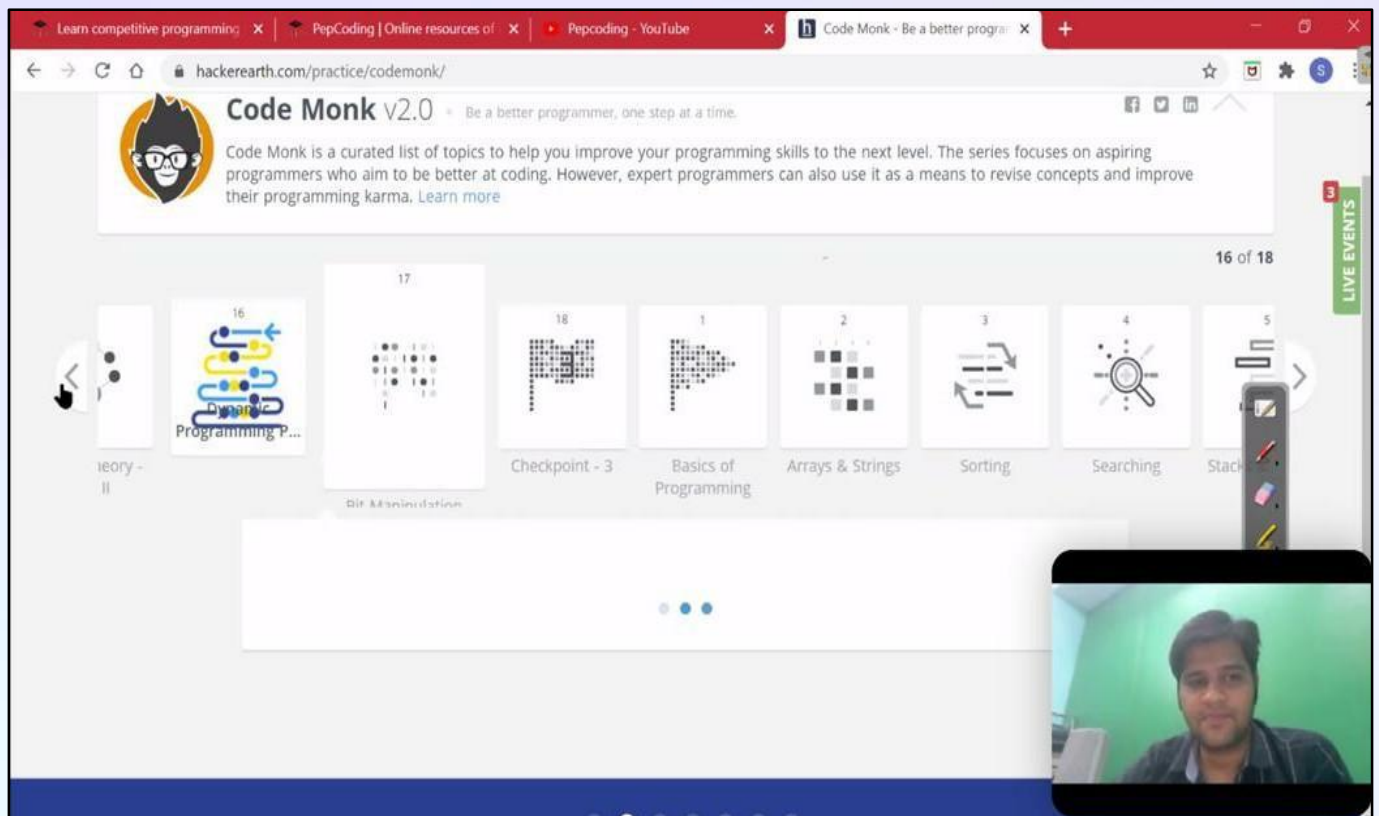
Scan to Register

FOR ANY QUERIES
MAYANK : +91-9560585673
PARTH : +91-9999554630

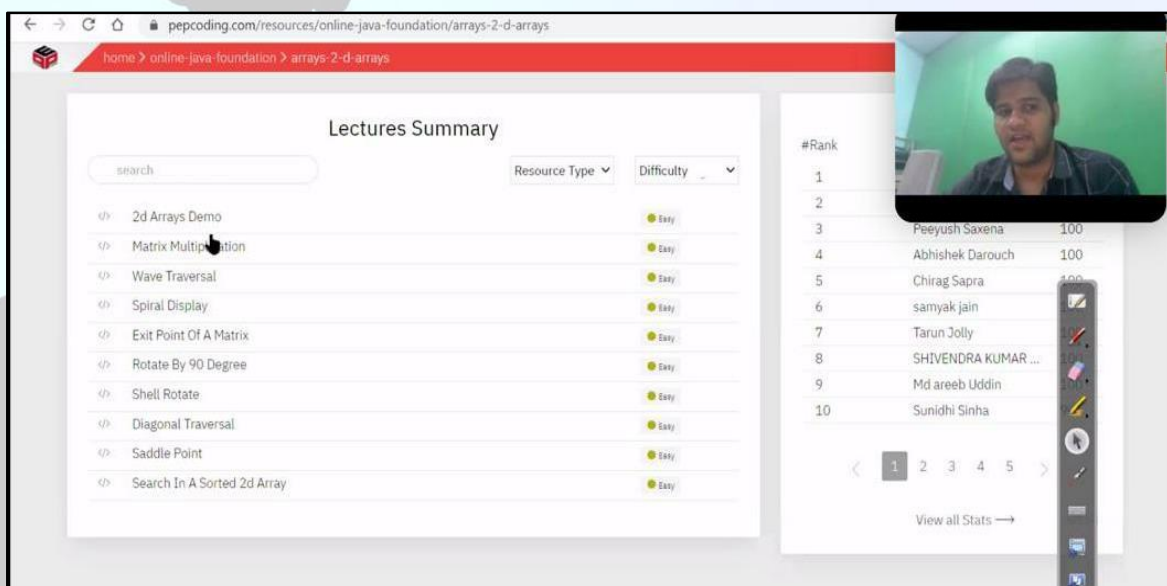
Following the session, TechSoc MSIT held an *Online Coding Competition- CodeIT* in collaboration with PepCoding. The contest was conducted on 18th July 2020, on the HackerRank platform.

Top scorers were promised fascinating scholarships of up to 100% by them.

Around 130 enthusiastic coders participated in this online contest, lasting 2 hours and consisting of 5 stimulating coding questions. Prateek Jhakkari came first followed by Yashpreet Bathla who came second.



Overall, the webinar as well as the competition that followed, was an incredibly productive and inspiring event.



SNIP BATTLE COMPETITION

TechSoc MSIT organized a fun and exciting event named Snip Battle. This competition was for the students who have a knowledge about web design and students were allowed to use only HTML, CSS and JavaScript.

In this event the students had to send their entries as code snippets for mini games, animations or anything related to frontend web development using only the above-mentioned languages.


Submission dates were from 29th July to 9th August and platform for submission were Code Sandbox and Codepen links



Winners were awarded with exciting prizes and their entries were featured on our social media handles.

Also there are more than 50 entries in the competition and Naman Agarwal was declared the winner.


This event was a success and we are looking forward for great success of the society with great students working together and succeeding.



SNIP BATTLE

Rules

- Languages to be used - HTML, CSS and JavaScript
- No external libraries are allowed
- Submission dates - 29th July to 9th August
- Platform for submission - links of your snippet from Code Sandbox or Codepen to be put in the given Google Form as your entry (GitHub not allowed)
- Plagiarism will not be appreciated



UPSKILLING FORUM'20

TechSoc MSIT in collaboration with Edudictive (an E-learning platform) organized an insightful event consisting of a series of webinars titled - Upskilling Forum'20. It was a three day event from 7th Aug to 9th Aug. The aim of the event was to focus on different skills required to cultivate the dream of Aatmanirbhar Bharat.

The webinar was hosted by multiple speakers from various fields who have been mentoring students who wish to pursue their careers in the technical and non-tech domains by upgrading their skillset.

The webinar saw resounding success with over 2000 people joining the event each day for three consecutive days.

About

From informing us about the skills we need to equip ourselves with, in every year of Engineering to providing us with useful tools for the same, they covered a breadth of topics in a concise manner.

The first speaker of the day was Mr.Taran Singh, Founder and CEO of Melvane which is an AI based learning platform. He talked about the topic "Leveraging Entrepreneurship for Aatmanirbhar Bharat" and shared his own expertise and experience of his own venture.



The second speaker of the day was Mr.Priyanjit Ghosh, Co-Founder of Codevector Labs which is an AI services provider company. He talked about the topic "Leveraging Technology for Aatmanirbhar Bharat" and talked about how to garnish tech skills and how to start ventures as a student.

The screenshot shows a Zoom meeting interface. At the top, there are three tabs: 'OUR JOURNEY', 'FRAMEWORKS', and 'PROB'. A small video feed of a man is visible in the top right corner. The main slide content includes a testimonial from Himanshu Khairajani, a former year 10 student from ET Nava Piplur, who worked at Codevector AI Labs. The testimonial states: "Big difference in my level of skills in course of just two months.. I worked on Video Analytics & Processing, AI Research, DevOps Back end engineering, Error Handling & Implementation, & QA." The slide also features the 'CV AI CHAMP' logo and the Codevector AI Labs logo. The title of the slide is 'Transform Not Teach'. Below the slide, the meeting title is 'Edudictive Upskilling Forum 2020 | Be Aatmanirbhar'.

The third speaker of the day was Mr. Vinay Khorbagde, Ex. Director of Codevector Labs which is an AI services company. He talked about the topic "Leveraging Technology for Aatmanirbhar Bharat" and shared his own thoughts about the future trends in the technology world.

The fourth speaker on the next day was Mr. Sourabh Goyal, Founder of Goalchy club. He talked about the topic "Leveraging Sales and Scaling for Aatmanirbhar Bharat" and talked about using business opportunities at appropriate time to achieve financially resilient goals.



SOURABH GOYAL

Business Consultant & Founder
@ Goalchy Club

Since he started in August 2018, he has trained over 500 people, in 7 countries. He looks forward to learning, evolving, growing.

zoom

Edudictive Upskilling Forum 2020 | DAY 2

This slide features a circular portrait of Sourabh Goyal on the left. The background is white with orange and blue abstract shapes. A small video thumbnail of Sourabh Goyal is in the top right corner. The Zoom logo is in the bottom right corner of the slide area.

The fifth speaker was Mr. Aditya Arora, Founder and CEO of Faad Network and an angel investor. He talked about the topic "Leveraging Finance and Investment for Aatmanirbhar Bharat" and shared his large industry experience in the field of investing and how to begin and look for potential startups.



Aditya Arora

zoom

Edudictive Upskilling Forum 2020 | DAY 2

This slide shows a video feed of Aditya Arora. The background is a dark purple wall. The Zoom logo is in the bottom right corner of the video area. The event title is at the bottom of the slide.

The sixth speaker was Mr. Amogh Tiwari, Founder of Decibili. He shared his knowledge about the topic "Leveraging Design and Creativity for Aatmanirbhar Bharat" and talked about designing creative ideas for a venture to attract potential customers. He focussed on unique concepts of startups.

AMOGH TIWARI

Founder - Decibell



He is a college-dropout & a self-taught product designer, He keeps a deep passion for working on innovative ideas and scalable products solving a mass problem with design and technology. With two not so successful ventures the learning curve was not easy but gave lifelong lessons and experiences.

zoom

Edudictive Upskilling Forum 2020 | Day 3

The seventh speaker was Mr.Rohan Chaubey, Founder of Growth Media. He talked about the topic "Leveraging Growth and marketing for Aatmanirbhar Bharat" and shared his expertise in the field of growth hacking and how to begin and market potential services in a niche market.

Edudictive Upskilling Forum 2020 | Day 3

All the sessions were concluded with an interactive Q&A where the speakers answered various career-related questions. Overall, the event was an incredibly productive and inspiring event.

Placement Bytes #1

TechSoc MSIT started Placement Bytes as an initiative in which TechSoc interviews accomplished seniors and alumni of MSIT. This initiative was aimed to give students a perspective on how interviews are conducted and a glimpse of how our alumni managed to become as successful as they are.

In this, the seniors/alumni were interviewed live with an audience on the Google Meet platform and we asked questions regarding their journey through MSIT and far, meanwhile having continuous interaction with the audience.



The poster features a blue background with a white geometric pattern of triangles. At the top left is the TechSoc MSIT logo. The text 'TechSoc MSIT Presents' is in white, followed by 'Placement Bytes' in large, bold, white letters. A circular inset shows a photo of Gaurang Sahu. A white speech bubble contains his name and bio. A white box at the bottom left lists the event details. An illustration at the bottom shows a woman in a blue suit sitting in a chair, holding a notepad, and a man in a blue shirt sitting in a chair, gesturing as if speaking. Silhouettes of an audience are visible at the bottom.

TechSoc MSIT Presents

Placement Bytes

Gaurang Sahu
A Software Tester at Deep Logic Tech India who is also a **Flutist**. You might have heard him perform at various college events!.

Date : Sep 12, 2020
Time : 5:00PM
Platform : Google Meet

For the First Placement Bytes, we had Gaurang Sahu, an alumnus of MSIT@2019, ex-head of Octave Music Society, a renowned musician throughout Delhi and a Software Tester at DeepLogicTech. He has an amazing knowledge of software testing tools/frameworks like RPA, Selenium, Sikuli, JMeter, UI Path, manual testing and automation testing, he also bagged a great placement offer.

During the interview, he was asked a plethora of question ranging from his musical journey, college placements to his love for flute and about his future endeavours and plans. He was able to give amazing advice on how a student can balance their hobbies with studies, coding and etc. He also advised students who like to continue a career in music alongside Engineering.

During this interview, TechSoc was able to get a crowd of 50+ students on Google Meet. This was hosted by Nikhil Gautam, a student of CSE(E), 3rd year (TechSoc core member) and was organised TechSoc MSIT on 12th of September, 2020.

Date:- 12th of September, 2020

Alumnus Invited:- Gaurang Sahu (CSE(E), a pass-out of the year 2019)

Host:- Nikhil Gautam, CSE(E), 3rd year



Pictures:-



Attendance:-

The image displays two screenshots of a Zoom meeting interface, showing a grid of participants and a 'Meeting details' sidebar. The participants are arranged in a grid, with their names and initials visible. The 'Meeting details' sidebar on the right lists the attendees, including their names and initials. The interface includes standard Zoom controls at the bottom, such as 'Turn on captions' and 'Present now'.

Meeting details (Screenshot 1):

- People (33)
- shrey bhatt
- Sonalka Roy
- Sudeep Chowdhary
- Suyash Awasthy
- Tanisha Beri
- tanvi sobti
- Tarun Kumar
- Techsoc Msit
- Udai Gupta
- vandita sharan
- Vishvadiya Luhach

Meeting details (Screenshot 2):

- People (33)
- Ria Bhasin
- sarthak pahuja
- Saumya Taneja
- shrey bhatt
- Sonalka Roy
- Sudeep Chowdhary
- Suyash Awasthy
- Tanisha Beri
- tanvi sobti
- Tarun Kumar
- Techsoc Msit

Meeting details ✕

People (33) Chat

Meeting details ^

Turn on captions Present now

Meeting details ✕

People (33) Chat

- Eshan Saxena
- Gaurang Sahu
- Himansh
- J Ashwin Nair
- jhanvi batra
- Joel Johnson
- Mihir Sharma
- nik.
- Prateek Rohilla
- Rhea Chhabra
- Ria Bhasin

Meeting details ✕

People (33) Chat

Meeting details ^

Turn on captions Present now

Meeting details ✕


People (33) Chat

- Vidhi Angrish (You)
- aditya malhotra
- Aditya Rajput
- Amit Kumar
- Ananyaa Bansal
- Anupam Goel
- Arul singh
- Arvind Agrawal
- Esha Kaparwan
- Eshan Saxena
- Gaurang Sahu



PLACEMENT BYTES #2


After the success of placement bytes #1 , TechSoc MSIT organized placement bytes #2 for the students of MSIT with the purpose of clearing the doubts of the students regarding placements in college. This time we had with us Shubham Chauhan, SDE at IHS Markit and ex-TechSoc president. The event took place on 20th September,2020 at 6pm. Since everything is happening from home on virtual platforms, this webinar took place on Google Meets.




TECHSOC MSIT
**PLACEMENT
BYTES**

SUN | **SEPT** | **6**
DAY | **20** | **PM**

Platform : Google Meet

 **eyj-finx-xsd**



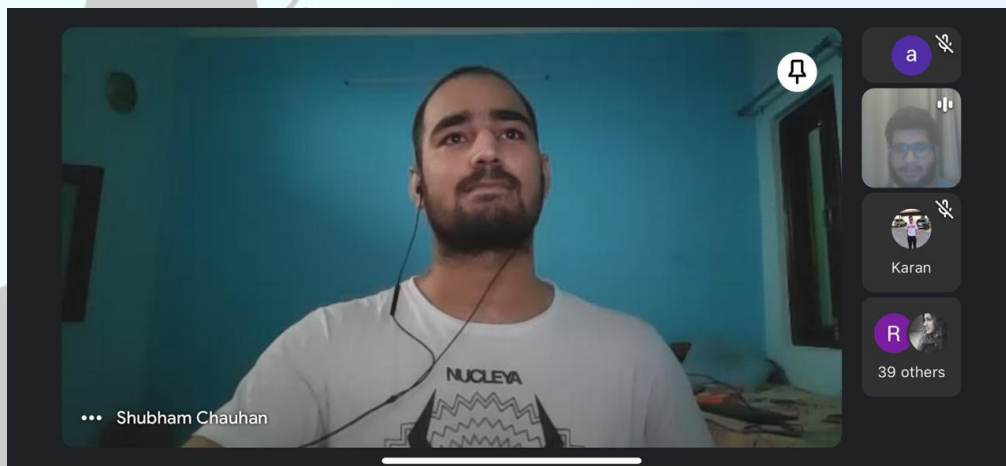
Shubham Chauhan
Associate Software Engineer
at IHSMarkit.

Mayank : 9560585673
Tarun : 8800841768


The webinar was in Q&A form hosted by Mayank Kapur, current core member at TechSoc MSIT . During this Q&A session, Shubham shared with the audience his personal experience while being interviewed at IHS Markit and explained the whole process to the students from Online test till final HR interview. He guided the students to start their preparation from the 6th Semester and urged students to work on DS ALGO skills for a good placement. He also gave tips about what not to do while in an interview. He was also asked extra curriculum related questions, about his hobbies and passion as well as all the differences between college and corporate life.





Towards the end the students attending the webinar asked various questions and cleared their doubts with Shubham. In all it was a successful event and Techsoc would continue to have such sessions in the future.





Questions Asked by the students


 Vidhi Angrish 19 mins
Do you think the online courses/ yt videos were the reasons for a major improvement in your skills?


 Vimal Tripathi 19 mins
Any company comes for role of Android development?
In our college..


 Tarun Kumar 17 mins
will there any effect of corono crises on placements in future?


 Rishabh Kalra 17 mins
If given a chance..what is the one thing you would like to go back and change in your college life 😊


 Gaurav Jayara 15 mins
Which is better option for higher studies in India like mtech or mba according to you?
Which master degree you are aiming for in future?

 Akshat Kumar Agarwal 9 mins
how should one balance their placement prep with entrances?


 Shruti Negi 9 mins
Do you have any tips for when you don't know the answer to the questions asked during an interview? Like If there is any way to distract them and avoid that particular topic


 Parth Sharma 8 mins
hows the internship scene in our college?
how many companies come to our college to offer internship


 Akshat Gupta 7 mins
In 4th year how to balance development and competitive


 Tanishq Rana 6 mins


Attendance for the webinar


 Kartik Wadhawan


 Kaustubh Joshi


 Khushi Balyan


 mayank grover


 Mayank Khandelwal


 Naman Rana


 Parth Sharma


 Raghav Kundra


 Rishabh


 Rishabh Kalra


 Rishabh Shrivastava


 sanket sinha


 Shraddha Choudhary

 Smriti Rout


 Harshit Jain


 himanshu jha


 J Ashwin Nair


 jhanvi batra


 Karan Balodi


 Rishabh Kalra


 Rishabh Shrivastava


 sanket sinha


 Shraddha Choudhary


 Smriti Rout


 tanvi sobti


 Tarun Kumar


 Techsoc Msit

 tushar bansal

 Udai Gupta

 Vidhi Angrish

 Vimal Tripathi

 Vishvaditya Luhach

RESUME AND CV BUILDING AND INTERVIEW PREPARATION WEBINAR

WITH WISEUP COMMUNICATIONS

27TH SEPTEMBER 2020

6:00 PM



The poster is a blue-bordered rectangle with a light blue background. At the top left is the TechSoc MSIT logo, and at the top right is the WiseUp Communications logo. The main text reads: 'TechSoc MSIT and WiseUp Communication bring you a webinar on Making The Most Of Your NEXT CAREER OPPORTUNITY'. Below this is a sub-headline: 'An interactive session on Resume, Cover Letter building and Interviewing skills.' A photo of Neha Agrawal is on the left. To her right, her name 'Neha Agrawal' is written in large bold letters, followed by her title 'Founder, WiseUp Communications' and 'Alumnus, NTU Singapore'. The date and time are listed as 'SUN | SEP | 6:00 DAY | 27 | PM' and the platform is 'Cisco Webex'. At the bottom left, it says 'Register at: http://www.bit.ly/CVbuildingReg'. At the bottom right, it says 'For more info: Ananyaa : +91-9971637764 Arvind : +91-8700246074'.

TechSoc MSIT, in collaboration with WiseUp Communications organised an immersive and interactive webinar on Resume and CV Building and Interview Preparation.

The webinar was taken by Ms. Neha Agrawal, the Founder of WiseUp Communications herself.

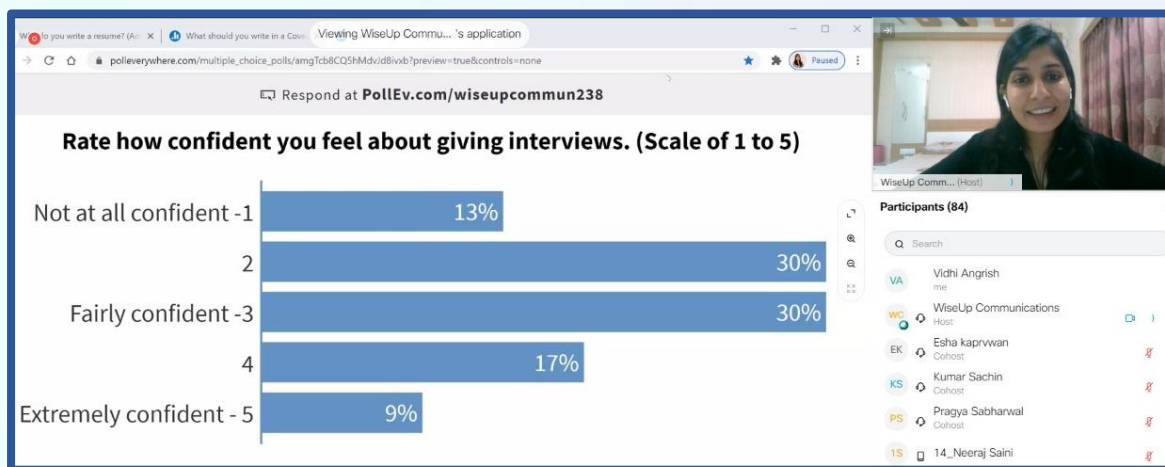
An NTU Singapore alumnus, she is a refined and experienced Communication Coach whose aim is to bring techniques of world-class universities to Indian college students.

The webinar took place on the Cisco WebEx platform and garnered a reach of more than a 100 people who were eager to learn the skills being taught.

The agenda of the webinar was as follows:

- Unfolding the misconceptions behind resume building
- Get insight on what employers want
- Successful resume and Cover Letter making tips
- Do's and Don'ts for building your resume
- Interview Preparation discussion
- Q and A session with the speaker

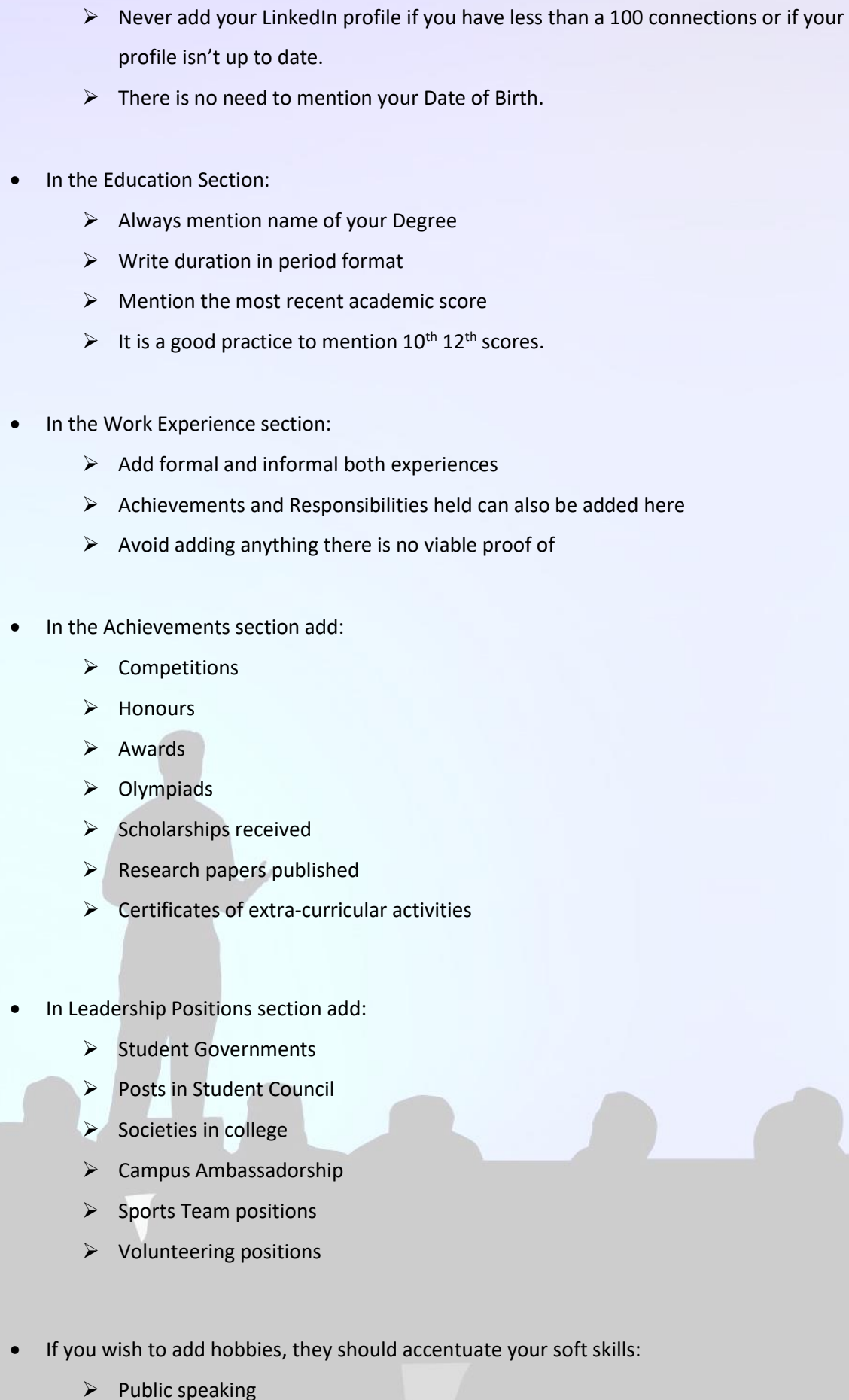
The webinar started with her sharing an anecdote about her own interview, followed by a set of polls.



The polls produced interesting responses which were discussed further upon by the speaker.

Section Wise Resume Building tips she shared were:

- In the Personal Information Section:

- 
- Never add your LinkedIn profile if you have less than a 100 connections or if your profile isn't up to date.
 - There is no need to mention your Date of Birth.
 - In the Education Section:
 - Always mention name of your Degree
 - Write duration in period format
 - Mention the most recent academic score
 - It is a good practice to mention 10th 12th scores.
 - In the Work Experience section:
 - Add formal and informal both experiences
 - Achievements and Responsibilities held can also be added here
 - Avoid adding anything there is no viable proof of
 - In the Achievements section add:
 - Competitions
 - Honours
 - Awards
 - Olympiads
 - Scholarships received
 - Research papers published
 - Certificates of extra-curricular activities
 - In Leadership Positions section add:
 - Student Governments
 - Posts in Student Council
 - Societies in college
 - Campus Ambassadorship
 - Sports Team positions
 - Volunteering positions
 - If you wish to add hobbies, they should accentuate your soft skills:
 - Public speaking

- Management skills
- Physical fitness
- Languages fluent in
- Mental calmness

Some general tips were also shared:

- Volunteering Positions can be placed in any sections of the resume
- Do not add any skills you cannot prove your expertise in.
- Use 'Resume Action Verbs' such as "collaborated" in place of "worked".

This was followed by examples picked up by the speaker and an analysis on how they are good or bad examples of a CV.

SAY NO TO POOR COVER LETTERS

JOB DESCRIPTION: Social Media Marketing internship at WiseUp Communications

1. Designing social media posts and writing content for social media pages to highlight the company's vision, services, and day-to-day activities.
2. Engaging with the clients on social media pages and interacting with them to answer their queries.

CANDIDATE 2

I'm dedicated and Enthusiastic. As a fresher, I really want to work with some reputed company like yours so, I could improve my skills and enhance my knowledge as well as contribute in the company's growth.

Next, the speaker talked about Video Interviews in the age of the lockdown.

Various manners and tips regarding proper conduct during a video interview were shared:

- Check your internet connection beforehand
- Dress formally yet comfortably
- Pick a quiet corner of the house
- Keep your resume by your side
- NEVER try to open up reference tabs on your PC
- Keep a notepad handy
- Acquaint yourself with the software
- Always greet the interviewer

were among them.

Viewing WiseUp Communic...

VIDEO INTERVIEWS



- 1 Be prepared, don't be casual**
 - Quiet room
 - Check WiFi
 - Practice software
 - Dress appropriately
 - Keep pen & paper
 - Keep your resume
- 2 Look at the camera**

To make eye contact with the interviewer
- 3 Greet properly**

Greet in a professional manner

 - Hello Mr. Mishra, I am Divya. How are you doing?

Sample answers for questions such as

- Do you have any questions for us?
- Tell us something about yourself
- Why do you want this position?

were also discussed.



Tell me something about yourself

> Speaking: WiseUp Communications ...

Don't say: I am Divya. I was born and brought up in Bangalore. I have two siblings.

Elder one is working for an IT company and younger one is in Class XII . . .

What you can say: I am currently pursuing Mechanical Engineering from R V College of Engineering, Bangalore. Last summer, I interned at Robert Bosch where I developed a new testing concept for fuel injection pumps. This helped the organization reduce pump rejection rate by 5%. I was also the Convener of our college's Annual Technical Fest, 8th Mile, where I coordinated a team of 45 volunteers to organize the event with over 4000 footfall. After my graduation, I wish to work in the automobile industry where I can apply my theoretical knowledge to real-world applications. Working at Tata Motors as a Graduate Engineer Trainee would enable me to fulfil this goal.



Do you have any questions for us?

> Speaking: WiseUp Communications ...

Don't say: No, thank you very much. Yes, what will be my salary if I am hired?

What you can ask:

Job scope related: What is the most important thing that someone planning to join this career/position should know?

Job scope related: What can I do to prepare myself better for this job?

Career progression: What is the typical career progression like for a new hire?

Interviewer's personal experience: May I ask what you like about working in this organization?



The session was concluded with the speaker addressing students' questions and giving her insight on them.

All in all, the session was extremely fruitful and engaging.

UI UX WORKSHOP

A UI/UX design Hands-on workshop was organised by TechSoc MSIT on 29 November, 2020 to familiarise young designers about the basics of designing. We had Ainesh Chhetri as our guest speaker. The session lasted more than two hours with every doubt of the students being answered by the guest.

UI/UX Design is one of the most sought after profession in India as well as abroad. According to stats, it stands on 6 in top 10 most paying jobs in India.

A promotional poster for a UI/UX Design workshop. The background is dark purple. At the top left is the TechSoc MSIT logo, and at the top right is the Edudictive logo. The main text reads: "TechSoc MSIT in collaboration with Edudictive brings a Hands-on workshop on UI/UX DESIGN". Below this, the date, time, and platform are listed: "<Date : Nov 29, 2020/>", "<Time : 12:00 PM/>", and "<Platform : Google Meet/>". A registration link is provided: "REGISTER AT bit.ly/workshop-uiux". On the right side, there is an illustration of a smartphone with a 'BUY' button and a cursor icon. At the bottom left, contact information is provided: "For more info Arvind : +91-8700246074 Rishabh : +91-8700654838".

TechSoc MSIT in collaboration with Edudictive brings a
**Hands-on workshop on
UI/UX DESIGN**

<Date : Nov 29, 2020/>
<Time : 12:00 PM/>
<Platform : Google Meet/>

REGISTER AT
bit.ly/workshop-uiux

For more info
Arvind : +91-8700246074
Rishabh : +91-8700654838

Attendees were told about the various software right from the scratch from an industry experts where every tool and its usage was described in the most convenient method.

We are looking forward to host more such enthralling events in the future as well.

Team TechSoc.



ORIENTATION

TECHSOC ORIENTATION was organised by Techsoc on Dec 30,2020 to introduce the new students of MSIT to the Techsoc MSIT .The session lasted more than 2 hours .



Attendees were told about the society, the departments of the society, working of Techsoc, earlier projects and also the advantages of joining Techsoc. Seniors placed in companies were invited to share their experiences and, also entertaining questions from the students .

The orientation was a success. We are looking forward for great success of the society with great students working together and succeeding.